




LED NEON FLEX SPECIFICATION

U neon UNS-ND30-W40-10-CV 360°



- Regular power 5W/m and 10W/m for option
- 360° uniform round-glowing design
- Eight CCT optional from 2100K to 6000K
- Max length 5 meters with one end power

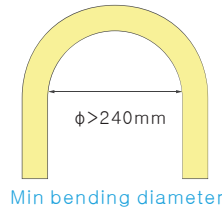
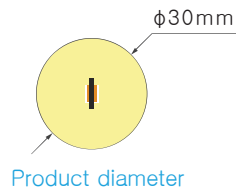
2100K 2400K 2700K 3000K 3500K 4000K 5000K 6000K

2700K 5000K

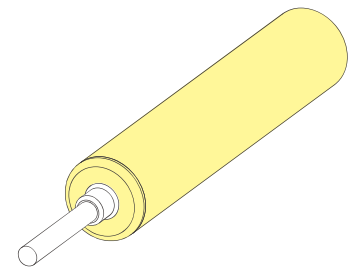
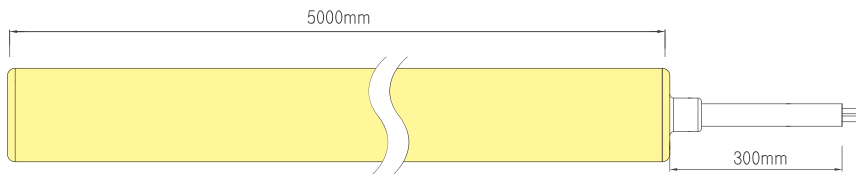
R P G B Y



DIMENSIONS & WATERPROOF

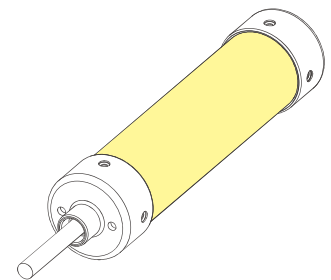
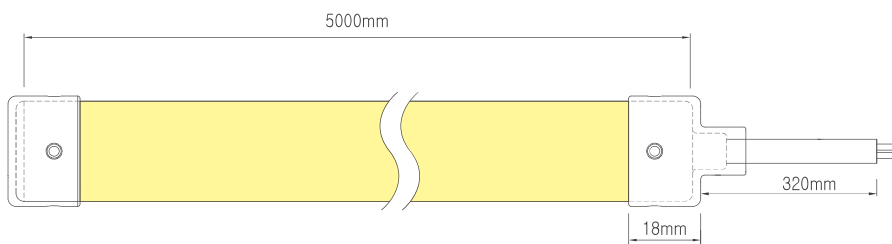


Front entry Integral End cap (IP65)



Cable entry: Front

Metal End Cap (IP65)



Cable Entry: Front



The Head



The End

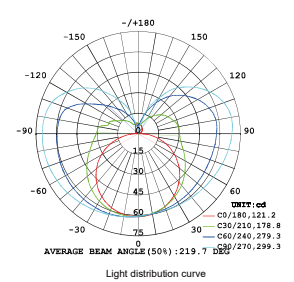



The metal guard coil is unavailable if fitted the metal end cap

PRODUCT SPECIFICATION

Voltage	DC24 V
CRI/Ra	>90
Ambient temperature	-25°C~45°C
Color Type	Unit length (m)
Single color	50mm
Tunable white	50mm
RGB color	50mm

Light distribution curve



Note: The above data is based on the test results of the single white 3000K led strip.

Note: Only support factory-customized length, not on-site cutting!

WHITE COLOR PARAMETERS

Part Number	CCT (K)	Low power(5w/m)		High power(10w/m)	
		(lm/m)	(max length)	(lm/m)	(max length)
▶ Uneon UNS-ND30-W21	2000-2200K	267	5m	491	5m
▶ Uneon UNS-ND30-W24	2300-2500K	263	5m	491	5m
▶ Uneon UNS-ND30-W27	2600-2800K	270	5m	486	5m
▶ Uneon UNS-ND30-W30	2900-3100K	276	5m	460	5m
▶ Uneon UNS-ND30-W35	3300-3700K	303	5m	567	5m
▶ Uneon UNS-ND30-W40	3700-4300K	291	5m	528	5m
▶ Uneon UNS-ND30-W50	4700-5300K	302	5m	564	5m
▶ Uneon UNS-ND30-W60	5700-6300K	293	5m	545	5m

TUNABLE COLOR PARAMETERS

Part Number	CCT (K)	Low power(5w/m)		High power(10w/m)	
		(lm/m)	(max length)	(lm/m)	(max length)
▶ Uneon UNS-ND30-TW	2700 (WW)	136	5m	248	5m
▶ Uneon UNS-ND30-TW	5000 (W)	138	5m	252	5m
▶ Uneon UNS-ND30-TW	3500(WW+W)	259	5m	502	5m

RGB COLOR PARAMETERS

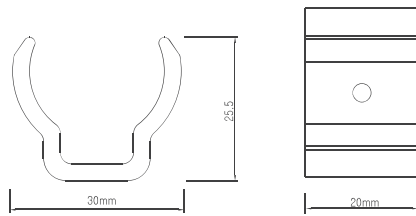
Part Number	Color (nm)	Low power(5w/m)		Medium power(10w/m)	
		(lm/m)	(max length)	(lm/m)	(max length)
▶ Uneon UNS-ND30-R	Red(620-625nm)	99	5m	223	5m
▶ Uneon UNS-ND30-G	Green(515-525nm)	244	5m	423	5m
▶ Uneon UNS-ND30-B	Blue(460-465nm)	46	5m	95	5m
▶ Uneon UNS-ND30-Y	Yellow(585-595nm)	88	5m	180	5m
▶ Uneon UNS-ND30-P	Pink	183	5m	356	5m
▶ Uneon UNS-ND30-RGB	RGB	140	5m	290	5m

White color CCT: 2200±100K/2700±100K/3200±200K/4500±300K/5500±300K/6500±500K

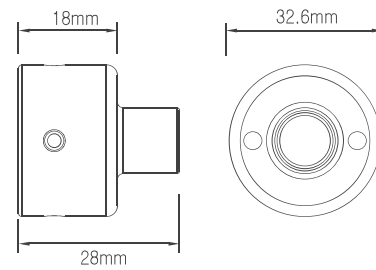
Product accessories information



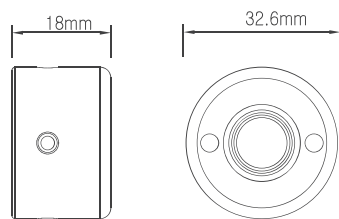
PC transparent clip L20*W35*H29mm



Hanging plug



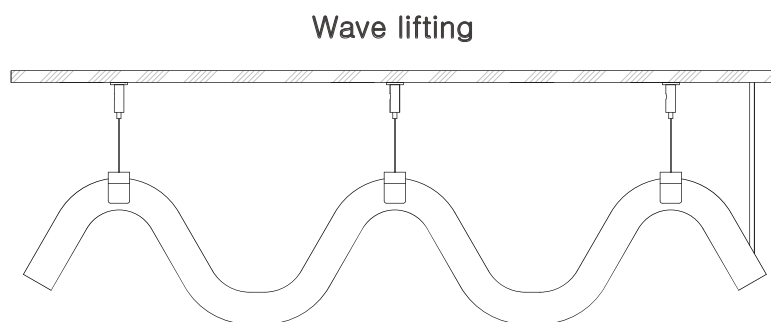
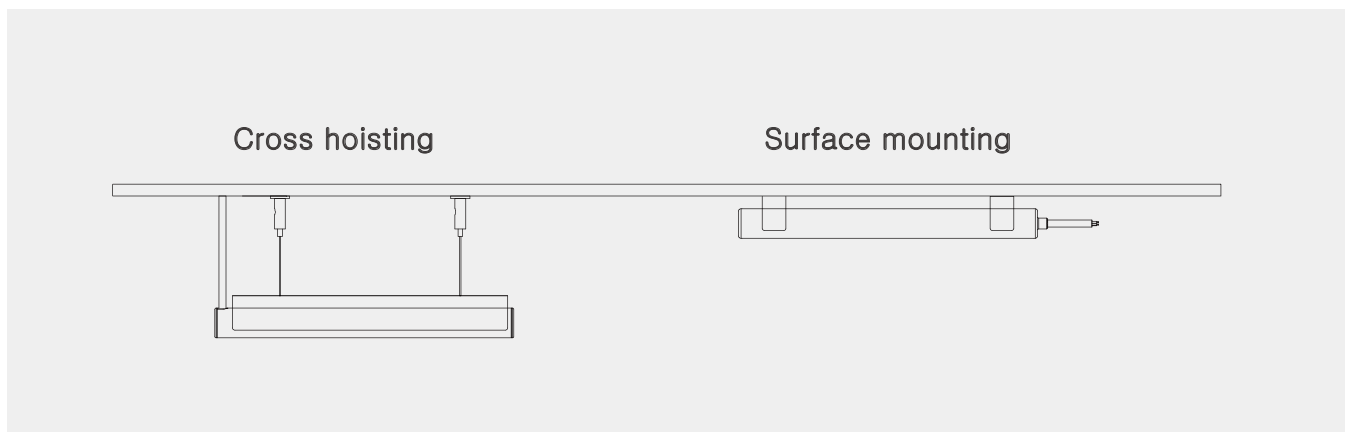
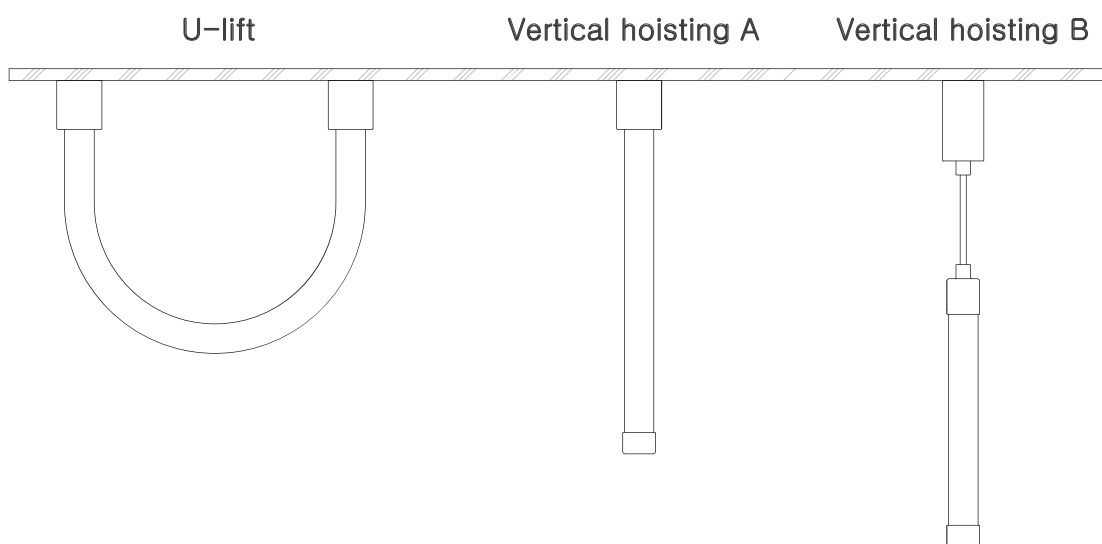
Hanging endcap



Hanging accessories

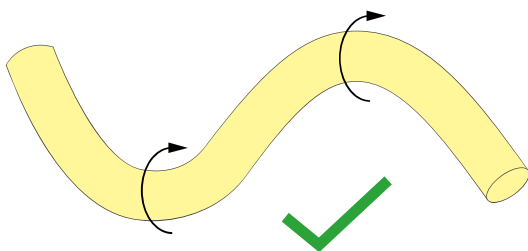


Schematic diagram of installation

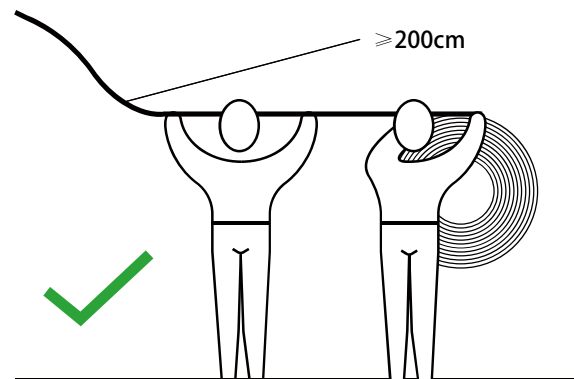


Installation/Use Precautions

- ◆ The unopened products and the unused products after unpacking, should be sealed in packaging bags to avoid long-term exposure.
- ◆ Please use DC24V isolated constant voltage switching power supply with ripple voltage less than 5%. Other types of power supply may damage the product or cause other safety risks.
- ◆ In practical application, the power supply should be retained with a 20% allowance (it is recommended to use only 80% power of the power supply) to ensure the stability of the power supply.
- ◆ Professional operators are recommended to wire and connect the power supply. It is strictly prohibited to connect the power supply with electricity in case of electric shock.
- ◆ Please confirm whether the voltage of the power supply is consistent with the voltage of the product before wiring.
- ◆ Please note the positive and negative sides of the power cord and connect them properly.
- ◆ When using multiple power supply, the situation of parallel connection of the positive pole of the power supply should be avoided. It will lead to instability of the power supply system and damage to the product after long-term operation.
- ◆ If the actual length of the application exceeds the specified length, it will lead to the phenomenon of heating and uneven brightness of the strip due to overload.
- ◆ During installation, please avoid twisting or irregular bending of the strip, and avoid any operation that will scratch the strip otherwise it may cause irreparable damage to the product.
- ◆ In order to ensure the life and reliability of the strip, please ensure that the diameter of the bending should be greater than 200mm.
- ◆ For the sake of eye protection, please avoid looking directly at the illuminated surface for a long time.
- ◆ Non-professionals are strictly prohibited from installing, disassembling or repairing the strip.
- ◆ Do not use any acid or alkaline adhesive to fix the strip (including but not limited to glass glue, etc.)
- ◆ Different levels of waterproof, different use environment. IP65 is not suitable for immersion application.
- ◆ Due to structural differences, the final visual color of the strip will be slightly different for products of different sizes and specifications under the same color temperature value.
- ◆ Due to the difference in structure, the same color temperature value different size/specification of the strip, their final visual color will be slightly different. Please make confirmation before use.
- ◆ It is forbidden to cut this product to avoid damage to the strip due to improper operation.
- ◆ Customers are not allowed to cut this product by themselves.

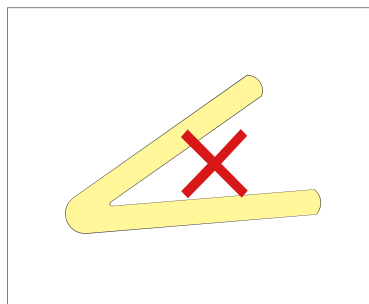


Bending diameter must be greater than 200mm




When the length of the strip is longer than 2 meters, have two people work together to install it.

Installation/Use Precautions



Small Angle bending is prohibite



Prohibit trample

Tests show that formaldehyde and benzene substances will make silicone products yellowing.

If the silicone products are used in the indoor environment of new decoration, epoxy floor paint, wall paint, wallpaper adhesive, all kinds of decoration materials, or new furniture, are likely to release formaldehyde and benzene substances. In order to avoid silicone material affected, it is suggested that the use of the environment after the completion of the new decoration, formaldehyde and benzene should be removed first, or it should be ventilated for a period of time before installing the strip.