

Панель сенсорная SR-2812B DMX White (1 зона)

Input Voltage: 12-24VDC, self-consuming power<0.5W

Output: RF Wireless Signal + DMX512 signal
Easy installation with screws.



A. work as a RF wireless remote, can RF wireless control SR-1009FA, 1009EA, 1009FA3, 1009FA7, 1009FAWi receivers.

How to pair with RF receivers SR-1009FA,1009EA,1009FA3,1009FA7 receivers:

short press learning key on receivers, then immediately slide touch the color wheel the led light will flash, means remote and receiver well paired. by this way you can pair with multiple receivers with one remote



A. work as a DMX master, can connect multiple DMX RGBW decoders by wire in series.


After connect the DMX decoders well with 2812B, please make sure set all DMX decoders addresses to be 001 then, to control all decoders in sync.


Function buttons


S1-S4: 4 saving buttons. after adjust a color or effect,if you like it you can save it by hold S1 or S2 or S3 or S4 for about 2 seconds.

R,G,B: short press R to turn on R channel, short press again to turn off it. Hold R to dim up R channel, hold R again to dim down it. The same way for G B. by holding the R or B or B, you can adjust any color you like. For example, if a get a color, if want to get it more red, just hold R.

W: W is for the 4th channel, short press for ON/OFF,hold it to dim up, hold again to dim down.

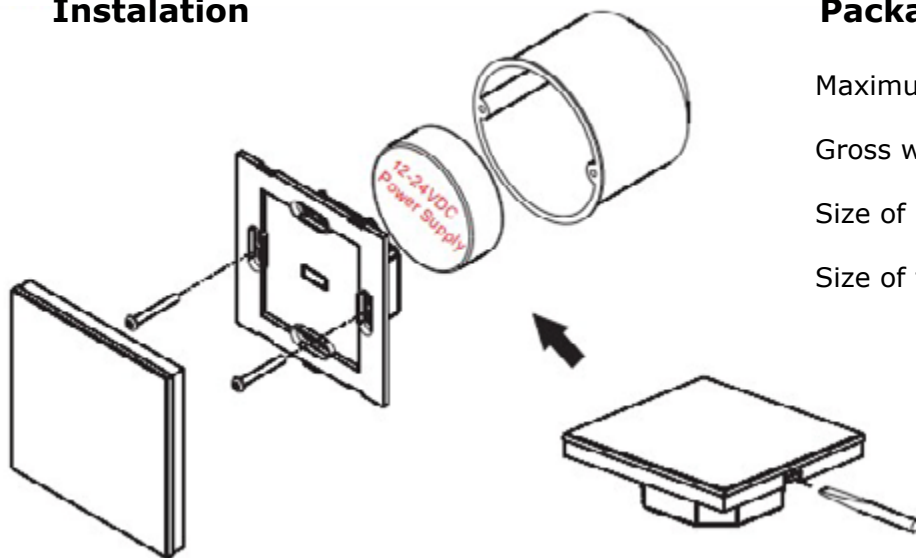
 : hold it to dim up, hold it again to dim down. 8 dimming levels dim only all RGB channels Not include W.

 : short press to play effects, press again to pause, press again next mode. if you keep on pressing, it is effect 1--pause--effect2--pause--effect 3--pause.....

How to adjust speed when playing effect: just hold  to speed up, hold it again to speed down.



Instalation



Packaging

Maximum PCS in outerbox: 34pcs

Gross weight of the product: 0.2 KG

Size of innerbox: 88mm*88mm*32mm

Size of the product:86mm*86mm*29.1mm