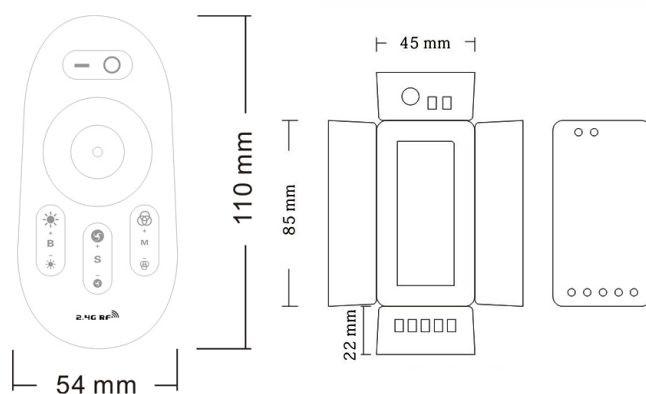


Контроллер FT-WF27-4CH (12/24V, 144/288W, ПДУ сенс)



I .Product Description

This system is a high-performance RGBW LED touch remote controller, adopting the most advanced PWM control technology, controlling all RGBW LED products with Five lines and four circuits(common anode),owning 640 thousand colors and 20 automatical changing modes to choose.

Also, It has the memory function(that is to say, the previous settings will be resumed when power on again). It is widely used in LED RGBW LED strip light, LED module and so on.

With the technology of the 2.4G high frequency wireless remote control, it has the the characteristics of low power consumption, long distance transmission, and strong anti-interference ability ,high speed telecommunications, etc.

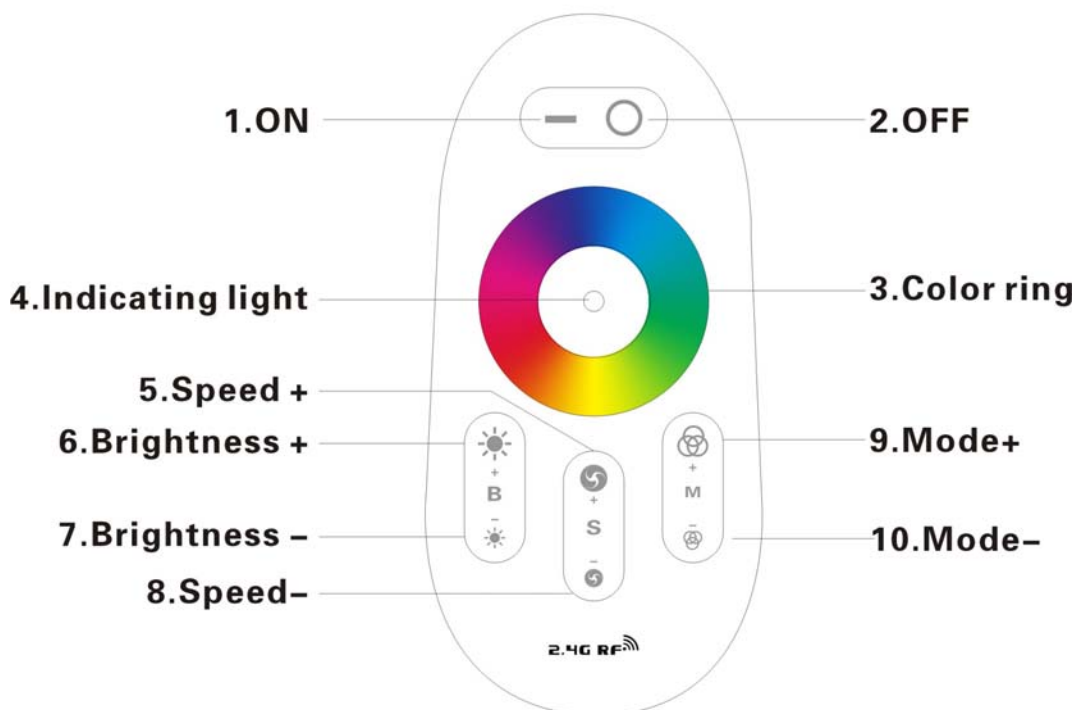
The remote looks fashionable and elegant , with simple and practical functions of color changing and brightness dimming, the capacitive touch screen design makes the remote easy to use .

The modular design and easy screwed terminals enable the controller easy to match with all kinds of LED light products.

II. Technical Data

Remote	Size	110×52×20mm
	Power	AAA×2
	Material	ABS
	Fabrication processing	Multicolor printing & UV varnish
Controller	Size	85×45×23mm
	Working voltage	12V~24V
	Control way	R G B W four channels
	Max load per channel	3A
	Output Connection	Common anode
	Telecontrol distance	20--30 meters
	Programs	20 kinds

III. Function of keys



IV. Program List

Number	Mode	Brightness State	Speed State	Remark
1	Static white color	Adjustable	Unadjustable	White only
2	Color /white static coexist	Adjustable	Unadjustable	Color ring free to choose, Brightness adjusts color light only
3	All colors gradual change	Adjustable	Adjustable	White (off)
4	Four colors gradual change	Adjustable	Adjustable	
5	Four colors jump to change	Adjustable	Adjustable	
6	Seven colors jump to change(with white color)	Adjustable	Adjustable	
7	Red/white jumps to change	Adjustable	Adjustable	
8	Blue/white jumps to change	Adjustable	Adjustable	
9	Green/white jumps to change	Adjustable	Adjustable	
10	Red jumps to change	Adjustable	Adjustable	
11	Blue jumps to change	Adjustable	Adjustable	
12	Green jumps to change	Adjustable	Adjustable	

V.Programming(code clearing and code matching)

Code matching :

For a new kit (remote& controller), the remote can work only when it is programmed to the controller.

Please follow the below instructions:

Correctly connect the power supply, LED controller and LED load.

Switch off the power, then switch on again, and press key 5 once (within 3 seconds)

the moment you see the light is on.The LED light blinks three times slowly when it is done.

Code clearing :

The code can be cleared as needed.

The kit (remote and controller) will stay in the original state after code clearing.

It can work when code rematching is done.

Please follow the below instructions:

Also, Correctly connect the power supply, LED controller and LED load.

Switch off the power, then switch on again, and long press key 5(within 3 seconds)

the moment you see the light is on.The LED light blinks six times swiftly when it is done.


Attention:

1.The regular product for sale is a kit (remote and controller).

The user can re-programme freely as needed. One remote can control countless controllers, but one controller can only be controlled by four remotes (Max).

2.Please check the battery installation and controller(totally discharge the power), when you programme after switching off and switching on.

VI.Connection:



VII. Attention

1.Please check whether the input voltage of the constant voltage power supply is in accordance with the controller, and please check the connection of both the cathode and anode, otherwise the controller will be broken.

2.Please don't connect wires with power on.

Please switch on again only when it is in right connection and no short circuit.

3.Please keep your figure off the touch ring when installing the batteries, to improve its sensitivity,and use the remote (3 seconds later) after the batteries are installed.

Please reinstall the batteries, if the touch ring is found low-sensitivity.

4.Please do not use the controller in the place with widely range metal area or strong electromagnetic wave nearby, otherwise,the remote distance will be seriously affected .